


COMPANY

SPECIALIZED IN INDUSTRIAL
MILLING TECHNOLOGY
SINCE 1919



CUSTOMIZED SOLUTIONS



PHARMA



FOOD INGREDIENTS



CHEMICALS



PLASTICS



RECYCLING



COMMODITIES



MINERALS



SPICES



LABS

MILLING TECHNOLOGY, MADE IN GERMANY

JEHMLICH – Our knowledge and experience for your ideal fine grinding solution

Since about 100 years, JEHLICH is a privately owned, quality and technology driven manufacturer of industrial fine grinding technology. JEHLICH is a full-service provider from consulting, plant engineering and modern manufacturing to installation, global service and spare parts. Our worldwide customers run on our specialized machines and plants a broad variety of food ingredients, pharma, chemical products, commodities and minerals processing. We are professionally driven by the ultimate goals of our clients in powder & particles processing industries. Our aim is to provide the best technical solution at the most favourable commercial terms. We are there to contribute to our clients' long term success.

Our engineers build on their vast experience in bulk and powder processing throughout various industries, with manifold materials, under all kinds of conditions. We make

sure our clients are best professionally advised, from grinding trials in our laboratory or at their own facility, through plant layout, engineering and manufacturing to commissioning and service.

„With our claim, to offer the best technical solution with most favourable economics for investment and operation in fine grinding, crushing, dosing, homogenizing and separating, we have become the partner of choice for each of our industrial clients.“

Martin Peukert, Managing Director

„JEHMLICH powder and particle processing solutions: outstanding product quality, process safety, client satisfaction. Engineering, Made in Germany. Since 1919.“

Best engineering, proven technology and commercial control: your customized fine grinding solution from JEHMLICH



JEHMLICH is a one-stop-shop for our clients from consulting and trials to commissioning & service: Based on your objectives and our expertise, our engineers are developing the ideal plant solution. We run a frictionless exchange on

a daily basis between planning & layout, engineering and manufacturing, while being in coordination with the client. This is the way in which your customized plant is being developed and manufactured, with maximum efficiency.



TESTING FACILITY FOR MILLING TRIALS

We elaborate the best suitable fine grinding solution for your material and your individual requirements.

JEHMLICH runs a vast database of testing trials. Our engineers possess deep material and process knowledge.

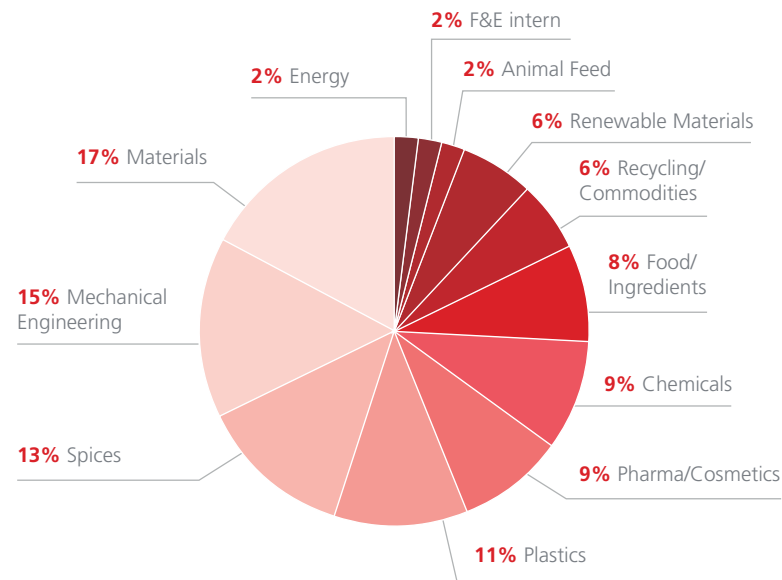


Chart: Milling trials 2015 by sectors

Industrial requirements on bulk and powders are on the rise. The JEHMLICH Testing Facility has the right fine grinding application for your individual goals. We lay out every trial as close as possible to your operating environment and conditions. With our mobile testing offerings, you may integrate the testing machine directly in your own process. Since more than 30 years, we have been recording parameters and details of all our tests. Based on precise measurements throughout the trials, we provide advice and propose the ideal layout, process, tooling and parameters for your milling task. Expect from us an integrated solution for your milling plant including pneumatic conveying, charge, discharge, conditioning, protective measures and in accordance with GMP, ATEX and any regulations your process needs to comply with.



CONSULTING, PLANNING & LAYOUT, ENGINEERING

Your JEHLICH advantage: individual planning and layout of your grinding plant

Based on your production targets and our milling trials with your material, we advise on all options for best milling results and propose a plant layout. At this stage, we will provide a project budget for decision making. For larger projects we recommend a more detailed basic engineering, all cost of which will be credited against equipment orders. We will take measurements on site and define interfaces with your production environment. Next step will be the final project planning, comprising the periphery and adoption of the new grinding plant to your existing or planned production. The JEHLICH modular system allows for flexible adjustments of all components. Ultimately, your turn-key JEHLICH plant will be customized to your future needs.

Make our expertise in powder processing your advantage:

- Process consulting
- Plant layout
- Budgeting
- Micro planning
- Plant engineering
- Execution



MANUFACTURING, INSTALLATION AND SERVICE

Manufacturing at JEHLICH is built on experience, precision and sound education.

We run our manufacturing on highly productive, modern equipment. Our technical and manufacturing staff are all skilled and certified. We do constantly train and qualify our employees and take on responsibility in educating young, motivated people in our home region.

Employment of modern CNC processing technology and testing stands for our highly precise bearing bodies warrant the high JEHLICH quality standards. We run our own manufacturing of electronic controls for milling plants. PLC programming is part of our service and allows for tailor-made solutions. We maintain high quality standards in manufacturing and procurement. Sustainability and long term relations to our core suppliers are part of our philosophy.



INSTALLATION AND COMMISSIONING

Our lead engineers are installing the JEHLICH plants in close coordination with the clients and take care of full functionality. Employee trainings and operating instructions are part of the service package, performed globally by our service engineers.

MAINTENANCE & SERVICE

We recommend Service and Maintenance agreements for maximizing lifetime, availability and economic returns of your JEHLICH plant. Our technicians are performing plant revisions in defined intervals. Replacement parts are available on short notice and life-long for your JEHLICH equipment.

REMOTE SERVICE

Key operative parameters of a JEHLICH plant are remotely accessible during production and may be interpreted by our engineering. With tele service we are able to help you operate your plant the most efficient way. Also, early warning functions can be implemented.

PRODUCTS



FINE GRINDING



PRE-CRUSHING



DOSING

UNIVERSAL MILLS

ROTOR MILLS SERIES REKORD A-D

JEHMLICH universal mills series REKORD A-D have been constantly optimised since their first launch 90 years ago. The series today comprises reliable, versatile cast-housing mills for a wide range of applications from laboratory use to industrial scale. The robust housings and grinding elements in normal or stainless steel allow for milling of brittle, crystalline and fibrous materials with a capacity of a few hundred to 5.000 kg per hour. Configuration of each mill is according to the client's material and production targets, to be developed by our engineering through product trials and project planning.



REKORD A-D SERIES: TECHNICAL PARAMETERS

Design size/model	REKORD A	REKORD B	REKORD BT	REKORD C	REKORD D	REKORD D-2001
Max. drive power (kW)	7,5	18,5	18,5	160	160	160
Rotor size (mm)	212	300	315	450	560	630
Max. circumferential speed (m/sec)	135	223	115	176	140	180
Max. capacity (kg/hr)	200	500	1.000	1.000	2.000	5.000

Our REKORD series have been proven for more than 90 years. We continue to develop these aggregates for performance and variability.

ROTOR MILLS SERIES REKORD 224-630 GMP-CUBE

The REKORD 224-630 GMP-CUBE series is built on hygienic design principles. Key features are the compact, dust-proof GMP-CUBE housing with its inclined cover and the easily demountable, 10 bar pressure shock resistant milling chamber. The design allows for extremely efficient mill dismantling for cleaning or revision, critical for validated cleaning routines in pharmaceutical and food production processes with frequent product changes. Pharma, cosmetics and food ingredients industries are the main areas for application of this series, which is prepared also for cryogenic milling.



REKORD 224-630 SERIES: TECHNICAL PARAMETERS

Design size/model	REKORD 224	REKORD 315	REKORD 450	REKORD 630	REKORD 630-2SSst
Max. drive power (kW)	15	37	75	160	160
Rotor size (mm)	224	315	450	630	630
Max. circumferential speed (m/sec)	200	210	176	180	180
Max. capacity (kg/hr)	200	800	1.000	2.000	5.000

FINE GRINDING PLANTS

Turn-key, customized fine grinding plant solutions based on our proven REKORD mills are our core business.

A TYPICAL JEHLICH FINE GRINDING PLANT COMPRISES THESE COMPONENTS AND FUNCTIONS:

- Pre-crushing
- Mill feeding and dosing
- Drive/Motor
- Grinding elements
- Mill housings and protective installations
- Product handling/interfaces to existing systems
- Bag/big bag filling with weighing
- Dust separation and conveying air conditioning
- Cryogenic milling and inert gas readiness
- Optional compressor for pneumatic conveying
- Electronic PLC control unit, touch panel and tele service
- Safety installations for explosion protection/pressure shock resistance (ATEX)



GMP FINE GRINDING PLANTS IN HYGIENIC DESIGN

Quick dismantling and easy cleaning (CIP) are key features of this family of grinding plants, corresponding to the high demands for hygienic production. These plants are being laid out and manufactured by JEHLICH according to GMP standards from specially alloyed steels.

COMPACT GRINDING PLANTS

Small-scale grinding plants for applications in laboratories and for small-scale and batch production. These compact grinding plants are suitable also for product sampling and educational purposes. Many of these compact plants are running in universities and scientific institutions.

FINE GRINDING PLANTS IN STAINLESS STEEL

These plants are suitable for food-grade processing. Many processes in chemical manufacturing require stainless steel, too. Wet cleaning of these plants is standard.

FINE GRINDING PLANTS IN MILD STEEL

Plants in mild steel are common in basic processing industries, mostly where dry materials without exposure to food-grade standards are being handled.

SUGAR GRINDING PLANTS

JEHLICH sugar grinding plants are producing icing sugar in batch or continuous production. Efficient employment, low maintenance and downtime are key for the attractive KPI of these well-proven, long standing JEHLICH products.





PRE-CRUSHING AND HOMOGENIZING

JEHMLICH devices for pre-crushing and coarse grinding are used as feed preparation for fine grinding applications, or standalone for homogenizing of mass flows.



SPIKED ROLLER BREAKER NW 300

The massive, pressurized JEHMLICH Lump Breaker crushes up to 27 t/hr of lumped and agglomerated materials with a medium degree of hardness and a maximum lump size of 280 mm. Its adjustable breaking slit and the option to mount breaking rolls with various spike geometries allow for targeted final product grain sizes. The smallest achievable grain size range is from 0.5 to 15 mm. The rolls are able to run both synchronized or in friction modus. For a defined task, we run trials of your material on the Breaker in our testing facility, or rent out the device for testing in your production line.



INDUSTRIAL HAMMER MILLS

The JEHMLICH Hammer Mills HM341 and HM671 in robust industrial design are used for crushing soft to hard, tough or damp materials. Depending on product characteristics and the target fineness and capacity, the hammer mills can be equipped with a variety of screen inserts. Both types can be complemented by a variety of material feeding and discharging equipment.

INDUSTRIAL HAMMER MILL: TECHNICAL PARAMETERS

Design size/model	HM 341	HM 671
Max. drive power (kW)	18,5	45
Inlet width (mm)	340	670
Max. capacity (t/hr)	up to 20	up to 40
Weight (kg)	460	650

Exemplary applications
Gypsum, rock salt, foundry sand, glass granulate, electronic scrap, horn, brake pads, LCD displays, bones, circuit boards, fibre cement, calcite, wood, fertilizers


DOSING EQUIPMENT

Quickly demountable GMP-Rotary Valves and Screw Conveyors.



GMP-ROTARY VALVES WD 150 – 180 – 250

The rotary valves in hygienic design are applied for precise dosing of free-flowing, bulky goods, mainly in food and pharma processing. All models allow for quick dismantling for cleaning and revision. Various drive layouts can be installed with free rotation speed setting.



SCREW FEEDER SD 63 GMP AND SD 160

The JEHLICH Screw Feeders in 2 designs are used for volumetric and gravimetric dosing of bulk solids. The screw conveyors' properties are laid out to the specific material characteristics. The integrated agitator prevents clumping and bridging of materials in the feeding hopper.

CLIENT TESTIMONIALS

„Our grinding plant has been laid out based on trials with a selected material at JEHLICH. From beginning of operation of this plant, we were able to run production at significantly higher capacity, at a very constant process quality with little maintenance. The JEHLICH plant comes with a closed design and warrants a high degree of operator and product safety...“



*Ingolf Bruch / Head of API production,
Arevipharma GmbH Radebeul, Germany*

OUR PLANTS WORLD- WIDE

Globally, our clients in the pharma, food ingredients, chemical, recycling, commodities industries and other elementary sectors run more than 500 JEHLICH grinding plants. On all continents, our installations warrant the steady, high quality of product and production processes. Our clients are reputable, ambitious international manufacturers and large corporations with highest production and process quality demands. Grow with us, too.

📍 Food Ingredients
Pharma
Life Science

📍 Chemicals
Plastics
Commodities and Recycling



CONTACT US

MANAGING DIRECTOR

Mr. Martin Peukert

Fon: +49 35242 432-40

E-Mail: m.peukert@jehmlich.info

ENGINEERING

Mr. Roland Krüger

Fon: +49 35242 432-47

E-Mail: r.krueger@jehmlich.info

PROJECT PLANNING

Mr. Patrick Voigt

Fon: +49 35242 432-43

E-Mail: p.voigt@jehmlich.info

TESTING FACILITY

Mr. Stefan Jäckel

Fon: +49 35242 432-53

E-Mail: s.jaeckel@jehmlich.info

MAINTENANCE & SERVICE

Mrs. Ina Krüger

Fon: +49 35242 432-30

E-Mail: i.krueger@jehmlich.info

LOGISTICS

Airport: Dresden (DRS) 41 km,
Berlin (TXL) 230 km,
Highway A14, A4: direct connection
AB Dreieck Nossen



WWW.JEHMLICH.INFO

GEBR. JEHLICH GMBH
INDUSTRIAL MILLING TECHNOLOGY
WALDHEIMER STR. 210
01683 NOSSEN
GERMANY

FON +49 35242 432-30
FAX +49 35242 432-44
E-MAIL INFO@JEHLICH.INFO

